

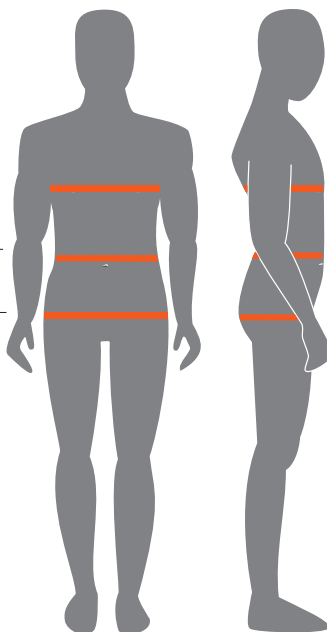
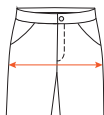
HOW TO MEASURE MEN

waist

Take the waist measurement around the belly button.

hip

Make sure to measure the hip at your widest hip/rear area



chest

Position the measurement tape around your chest, move your arms down and take the measurement

COMPARE YOUR MEASUREMENTS WITH THE MEASUREMENTCHART

SIZE	YOUR SIZE	XXS	XS	S	M	L	XL	XXL	XXXL	4XL	5XL
Chest		86-90	90-94	94-96	96-102	102-110	110-116	116-124	124-132	132-140	140-148
Waist		76-80	80-84	84-88	88-92	92-98	98-106	106-114	114-124	124-132	132-142
Hip		88-92	92-96	96-100	100-104	104-110	110-115	115-120	120-128	128-136	136-144

A hip measurement that is in a different size range means that you need a different size for your upper and lower body.

We advise to get a size larger for pants, if you are taller as 180cm.

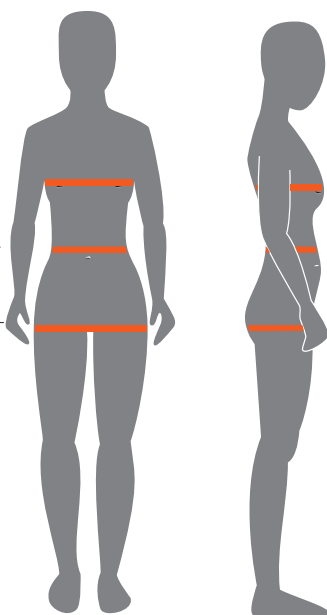
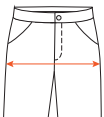
HOW TO MEASURE WOMEN

waist

Take the waist measurement around the belly button.

hip

Make sure to measure the hip at your widest hip/rear area



chest

Position the measurement tape around your chest, move your arms down and take the measurement

COMPARE YOUR MEASUREMENTS WITH THE MEASUREMENTCHART

SIZE	YOUR SIZE	XXS	XS	S	M	L	XL	XXL
Chest		78-82	82-86	86-90	90-96	96-105	105-112	112-120
Waist		62-66	66-70	70-74	74-78	78-88	88-106	106-114
Hip		84-86	86-92	92-96	96-102	102-110	110-116	116-124

A hip measurement that is in a different size range means that you need a different size for your upper and lower body.